

My First
LETTERS AND SOUNDS

My First
LETTERS AND SOUNDS

Shiloh D. Strawser



Copyright © 2024 by Generations

All rights reserved.

Printed in the United States of America

ISBN: 978-1-954745-64-3

Scripture taken from the New King James Version®. Copyright © 1982 by Thomas Nelson. Used by permission. All rights reserved.

Cover Artwork: Cedric Hohnstadt

Cover Design: Justin Turley

Interior Layout Design: Sarah Lee Bryant

Published by:

Generations

19039 Plaza Drive Ste 210

Parker, Colorado 80134

www.generations.org

For more information on this and
other titles from Generations,
visit www.generations.org or call (888) 389-9080.

TABLE OF CONTENTS

| | |
|----------------------------|----|
| A Message for Parents..... | 7 |
| Course Schedule..... | 8 |
| Lessons..... | 14 |

A MESSAGE FOR PARENTS

This 25-week course is intended as a kindergarten-level phonics/grammar curriculum. The material is created to direct a child from learning their first ABCs to a recognition and awareness of sounds and short words. Your child will learn fundamental concepts such as vowels, digraphs, and consonants. Incorporated throughout the book are engaging, age-appropriate activities of coloring, cutting, using pencils, and tracing skills.

Upon the course's completion, your child will have a detailed knowledge of basic phonetic concepts and will be prepared to advance to a first-grade phonics/grammar curriculum. This course teaches foundational phonetic concepts by drawing words from Scripture verses as well as other common short words.

This program consists of 125 lessons, and each lesson typically requires 10–15 minutes to complete. We recommend one lesson per school day with parental involvement. If parents desire a faster pace, their child can complete two lessons per day. This concise but steady exposure to phonetic concepts helps to instill concepts in a child's mind and cement them there for future learning. We hope this course proves to be a blessing in your child's learning journey.

Shiloh Strawser
for the Generations Curriculum Team
May 2024

COURSE SCHEDULE

| Date | Day | Lessons & Practice | Subject | ✓ |
|--------|-----------|--------------------|-----------------------|---|
| Week 1 | Monday | Lesson 1 | Letter A | |
| | Tuesday | Lesson 2 | Letter B | |
| | Wednesday | Lesson 3 | Letter C | |
| | Thursday | Lesson 4 | Letter D | |
| | Friday | Lesson 5 | Letter E | |
| Week 2 | Monday | Review Lesson 6 | Letters A, B, C, D, E | |
| | Tuesday | Lesson 7 | Letter F | |
| | Wednesday | Lesson 8 | Letter G | |
| | Thursday | Lesson 9 | Letter H | |
| | Friday | Lesson 10 | Letter I | |
| Week 3 | Monday | Lesson 11 | Letter J | |
| | Tuesday | Review Lesson 12 | Letters F, G, H, I, J | |
| | Wednesday | Lesson 13 | Letter K | |
| | Thursday | Lesson 14 | Letter L | |
| | Friday | Lesson 15 | Letter M | |
| Week 4 | Monday | Lesson 16 | Letter N | |
| | Tuesday | Lesson 17 | Letter O | |
| | Wednesday | Review Lesson 18 | Letters K, L, M, N, O | |
| | Thursday | Lesson 19 | Letter P | |
| | Friday | Lesson 20 | Letter Q | |
| Week 5 | Monday | Lesson 21 | Letter R | |
| | Tuesday | Lesson 22 | Letter S | |
| | Wednesday | Lesson 23 | Letter T | |
| | Thursday | Review Lesson 24 | Letters P, Q, R, S, T | |
| | Friday | Lesson 25 | Letter U | |

| Date | Day | Lessons & Practice | Subject | ✓ |
|---------|-----------|--------------------|-----------------------|---|
| Week 6 | Monday | Lesson 26 | Letter V | |
| | Tuesday | Lesson 27 | Letter W | |
| | Wednesday | Review Lesson 28 | Letters U, V, W | |
| | Thursday | Lesson 29 | Letter X | |
| | Friday | Lesson 30 | Letter Y | |
| Week 7 | Monday | Lesson 31 | Letter Z | |
| | Tuesday | Review Lesson 32 | Letters X, Y, Z | |
| | Wednesday | Lesson 33 | Letter D | |
| | Thursday | Lesson 34 | Letter T | |
| | Friday | Lesson 35 | Letter O | |
| Week 8 | Monday | Lesson 36 | Letter I | |
| | Tuesday | Lesson 37 | Letter C | |
| | Wednesday | Review Lesson 38 | Letters D, T, O, I, C | |
| | Thursday | Lesson 39 | Letter S | |
| | Friday | Lesson 40 | Letter E | |
| Week 9 | Monday | Lesson 41 | Letter N | |
| | Tuesday | Lesson 42 | Letter F | |
| | Wednesday | Lesson 43 | Letter H | |
| | Thursday | Review Lesson 44 | Letters S, E, N, F, H | |
| | Friday | Lesson 45 | Letter G | |
| Week 10 | Monday | Lesson 46 | Letter W | |
| | Tuesday | Lesson 47 | Letter U | |
| | Wednesday | Lesson 48 | Letter B | |
| | Thursday | Lesson 49 | Letter K | |
| | Friday | Review Lesson 50 | Letters G, W, U, B, K | |

| Date | Day | Lessons & Practice | Subject | ✓ |
|---------|-----------|--------------------|---------------------------|---|
| Week 11 | Monday | Lesson 51 | Letter P | |
| | Tuesday | Lesson 52 | Letter L | |
| | Wednesday | Lesson 53 | Letter M | |
| | Thursday | Lesson 54 | Letter R | |
| | Friday | Lesson 55 | Letter Q | |
| Week 12 | Monday | Review Lesson 56 | Letters P, L, M, R, Q | |
| | Tuesday | Lesson 57 | Letter J | |
| | Wednesday | Lesson 58 | Letter V | |
| | Thursday | Lesson 59 | Letter Y | |
| | Friday | Lesson 60 | Letter X | |
| Week 13 | Monday | Lesson 61 | Letter Z | |
| | Tuesday | Review Lesson 62 | Letters J, V, Y, X, Z | |
| | Wednesday | Lesson 63 | A Vowel | |
| | Thursday | Lesson 64 | Vowel Blend ai | |
| | Friday | Lesson 65 | Vowel Blend ay | |
| Week 14 | Monday | Lesson 66 | Activity Lesson | |
| | Tuesday | Review Lesson 67 | A Vowel and Blends ai, ay | |
| | Wednesday | Lesson 68 | Vowel Blend ea | |
| | Thursday | Lesson 69 | Vowel Blend ee | |
| | Friday | Lesson 70 | Vowel Blend ey | |
| Week 15 | Monday | Lesson 71 | Activity Lesson | |
| | Tuesday | Review Lesson 72 | Vowel Blends ea, ee, ey | |
| | Wednesday | Lesson 73 | I Vowel | |
| | Thursday | Lesson 74 | Vowel Blend ie | |
| | Friday | Lesson 75 | Activity Lesson | |

| Date | Day | Lessons & Practice | Subject | ✓ |
|---------|-----------|--------------------|---------------------------------|---|
| Week 16 | Monday | Review Lesson 76 | I Vowel and Blend ie | |
| | Tuesday | Lesson 77 | O Vowel | |
| | Wednesday | Lesson 78 | Vowel Blend oo | |
| | Thursday | Lesson 79 | Vowel Blend oa | |
| | Friday | Lesson 80 | Vowel Blend oi | |
| Week 17 | Monday | Review Lesson 81 | O Vowel and Blends oo, oa, oi | |
| | Tuesday | Lesson 82 | U Vowel | |
| | Wednesday | Lesson 83 | Vowel Blend ui | |
| | Thursday | Lesson 84 | Vowel Blend ue | |
| | Friday | Lesson 85 | Activity Lesson | |
| Week 18 | Monday | Lesson 86 | Activity Lesson | |
| | Tuesday | Review Lesson 87 | U Vowel and Blends ui, ue | |
| | Wednesday | Lesson 88 | Consonant Blend bl | |
| | Thursday | Lesson 89 | Consonant Blend cl | |
| | Friday | Lesson 90 | Consonant Blend fl | |
| Week 19 | Monday | Lesson 91 | Consonant Blend gl | |
| | Tuesday | Review Lesson 92 | Consonant Blends bl, cl, fl, gl | |
| | Wednesday | Lesson 93 | Consonant Blend pl | |
| | Thursday | Lesson 94 | Consonant Blend sl | |
| | Friday | Lesson 95 | Consonant Blend br | |
| Week 20 | Monday | Lesson 96 | Consonant Blend cr | |
| | Tuesday | Review Lesson 97 | Consonant Blends pl, sl, br, cr | |
| | Wednesday | Lesson 98 | Consonant Blend dr | |
| | Thursday | Lesson 99 | Consonant Blend fr | |
| | Friday | Lesson 100 | Consonant Blend gr | |

| Date | Day | Lessons & Practice | Subject | ✓ |
|---------|-----------|--------------------|---------------------------------|---|
| Week 21 | Monday | Lesson 101 | Consonant Blend tr | |
| | Tuesday | Review Lesson 102 | Consonant Blends dr, fr, gr, tr | |
| | Wednesday | Lesson 103 | Consonant Blend sc | |
| | Thursday | Lesson 104 | Consonant Blend sm | |
| | Friday | Lesson 105 | Consonant Blend sn | |
| Week 22 | Monday | Lesson 106 | Consonant Blend sp | |
| | Tuesday | Review Lesson 107 | Consonant Blends sc, sm, sm, sp | |
| | Wednesday | Lesson 108 | Consonant Blend st | |
| | Thursday | Lesson 109 | Consonant Blend sw | |
| | Friday | Lesson 110 | Consonant Blend pr | |
| Week 23 | Monday | Lesson 111 | Consonant Blend tw | |
| | Tuesday | Review Lesson 112 | Consonant Blends st, sw, pr, tw | |
| | Wednesday | Lesson 113 | Digraph Blend ch | |
| | Thursday | Lesson 114 | Digraph Blend ph | |
| | Friday | Lesson 115 | Digraph Blend wh | |
| Week 24 | Monday | Review Lesson 116 | Digraph Blends ch, ph, wh | |
| | Tuesday | Lesson 117 | Digraph Blend sh | |
| | Wednesday | Lesson 118 | Digraph Blend th | |
| | Thursday | Lesson 119 | Digraph Blend wr | |
| | Friday | Review Lesson 120 | Digraph Blends sh, th, wr | |
| Week 25 | Monday | Lesson 121 | Digraph Blend kn | |
| | Tuesday | Lesson 122 | Digraph Blend gn | |
| | Wednesday | Lesson 123 | Digraph Blend qu | |
| | Thursday | Lesson 124 | Activity Lesson | |
| | Friday | Review Lesson 125 | Digraph Blends kn, gn, qu | |

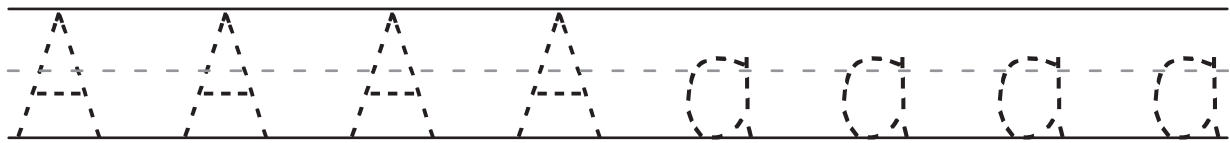
LESSON 1

Aa




This is the letter **A**. **A** is the first letter in the alphabet.

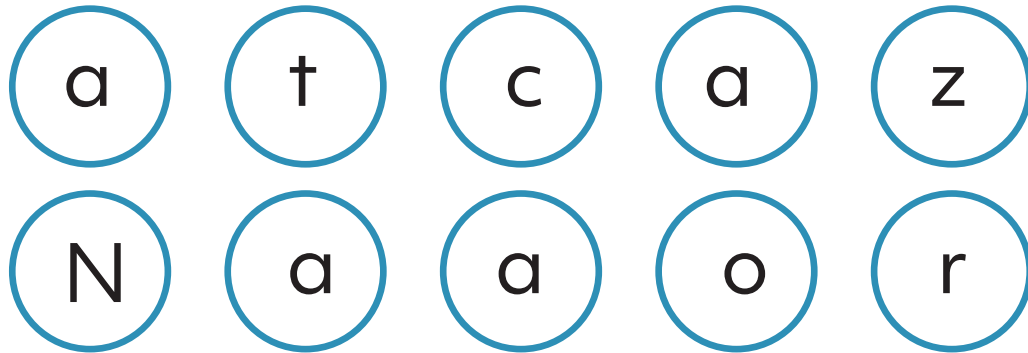
Practice tracing the **A**'s.



God made apples for us to enjoy! Color the apple.



Color in the circles that have lowercase **a**'s in them.



Color the uppercase **A**'s to reveal something special!

| | | | | | | | | |
|---|---|---|---|---|---|---|---|---|
| B | C | D | E | A | F | G | H | I |
| J | K | L | A | M | A | N | O | P |
| Q | R | A | S | T | U | A | V | W |
| X | A | A | A | A | A | A | A | B |
| A | C | D | E | F | G | H | I | A |
| A | J | K | L | M | N | O | P | A |
| A | Z | C | F | P | L | H | E | A |

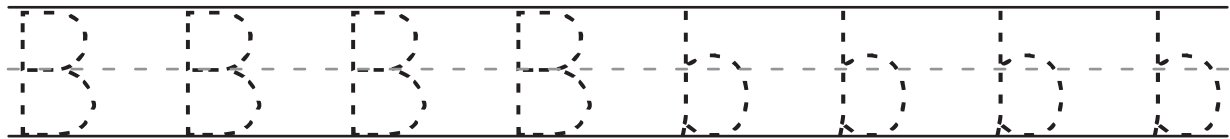
LESSON 2

Bb

This is the letter **B**. God made **bears**!
The word **bear** starts with the letter **B**!



Practice tracing the **B**'s.



Color the bear.



Circle the lowercase **b**'s in each line.

l b n b e

b o w b s

z c b t b

b q i k b

Trace the lines to connect the **B**'s.

B ————— b

B ————— b

B ————— b

3 LESSON 3

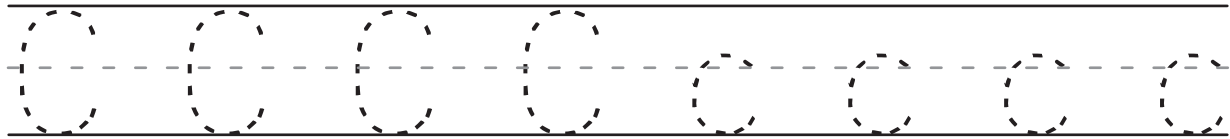
Cc




This is the letter **C**.

C is the third letter in the alphabet.


Practice tracing the **C**'s.




Cars help us go places! Color the car.



Color the uppercase **C**'s **blue** and the lowercase **c**'s **yellow**.



Cut out the colored **C** boxes and paste them in their correct box below.

C**c**

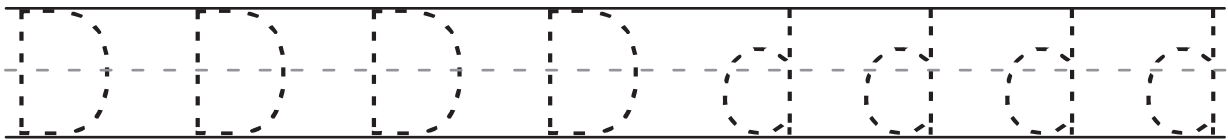
This page is left intentionally blank.

Dd

This is the letter **D**. God made **dogs**!
Dog starts with the letter **d**.



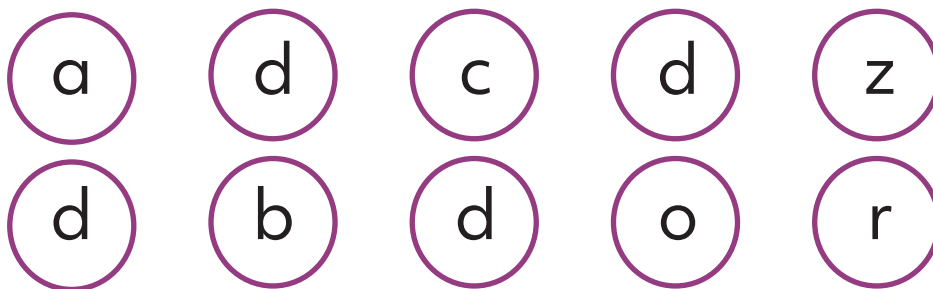
Practice tracing the **D**'s.



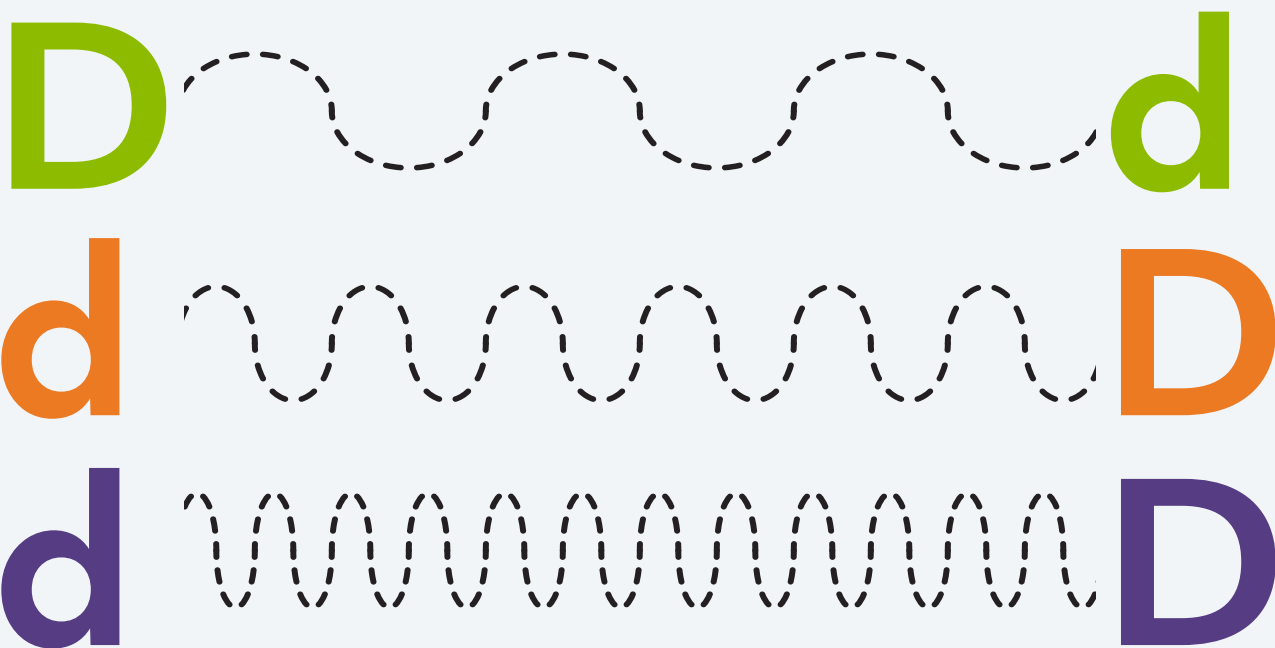
Color the dog.



Color in the circles that have lowercase **d**'s in them.



Trace the lines to connect the **D**'s.



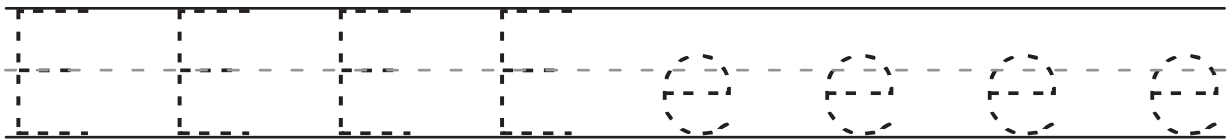
Ee

This is the letter **E**.


E is the fifth letter in the alphabet.



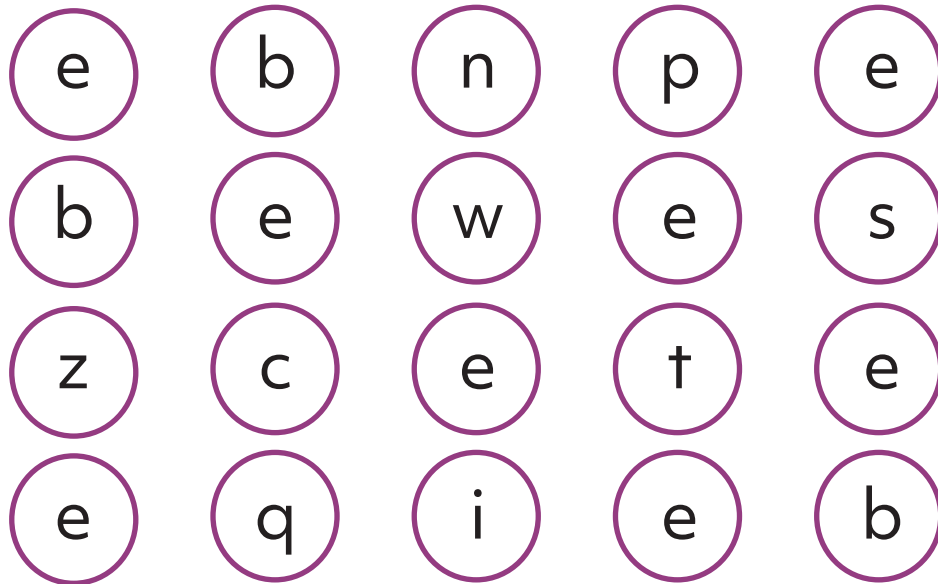
Practice tracing the **E**'s.



God made emus! Color the picture.



Color in the circles that have lowercase **e**'s in each line.



Color the uppercase **E**'s to reveal something special!

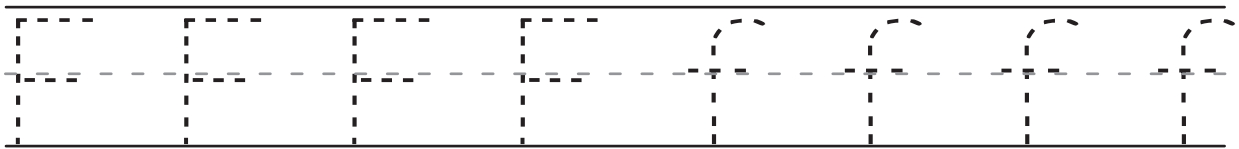
| | | | | | | | | |
|---|---|---|---|---|---|---|---|---|
| B | C | E | E | E | E | E | H | I |
| J | K | E | E | M | A | N | O | P |
| X | A | E | E | E | E | E | A | B |
| A | C | E | E | F | G | H | I | A |
| A | J | E | E | E | E | E | P | A |

Ff







This is the letter **F**. **Farms** raise animals and grow produce for us to eat!

Practice tracing the **F**'s.




Cut out the colored **F** boxes and paste them in their correct box below.


F**f****F****f****F****f****f****F****F****f**

This page is left intentionally blank.

Color the uppercase **F**'s green and the lowercase **f**'s purple.



Color the farm.



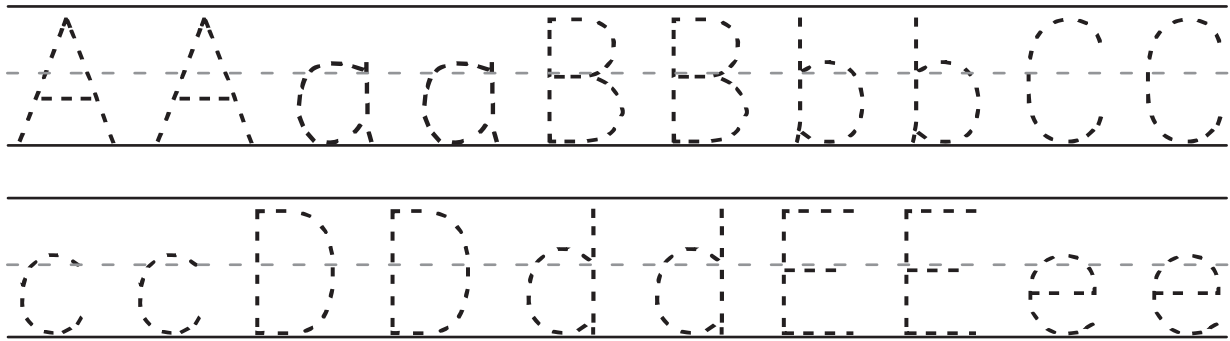
Review

LESSON 7



Let's review what we have learned!

Trace the letters.



Match the uppercase letter to the lowercase letter.

A

B

C

D

E

e

b

d

a

c

Color by letter!


A: Yellow

B: Black

C: Green

D: Brown

E: Red



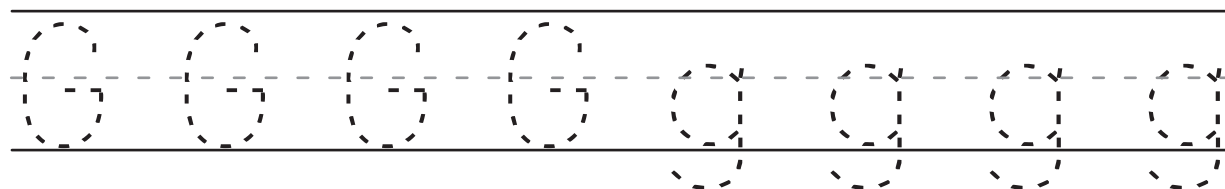
8 LESSON 8

Gg




This is the letter **G**. God made **grapes**!
We see the letter **G** in the word **grape**.


Practice tracing the **G**'s.



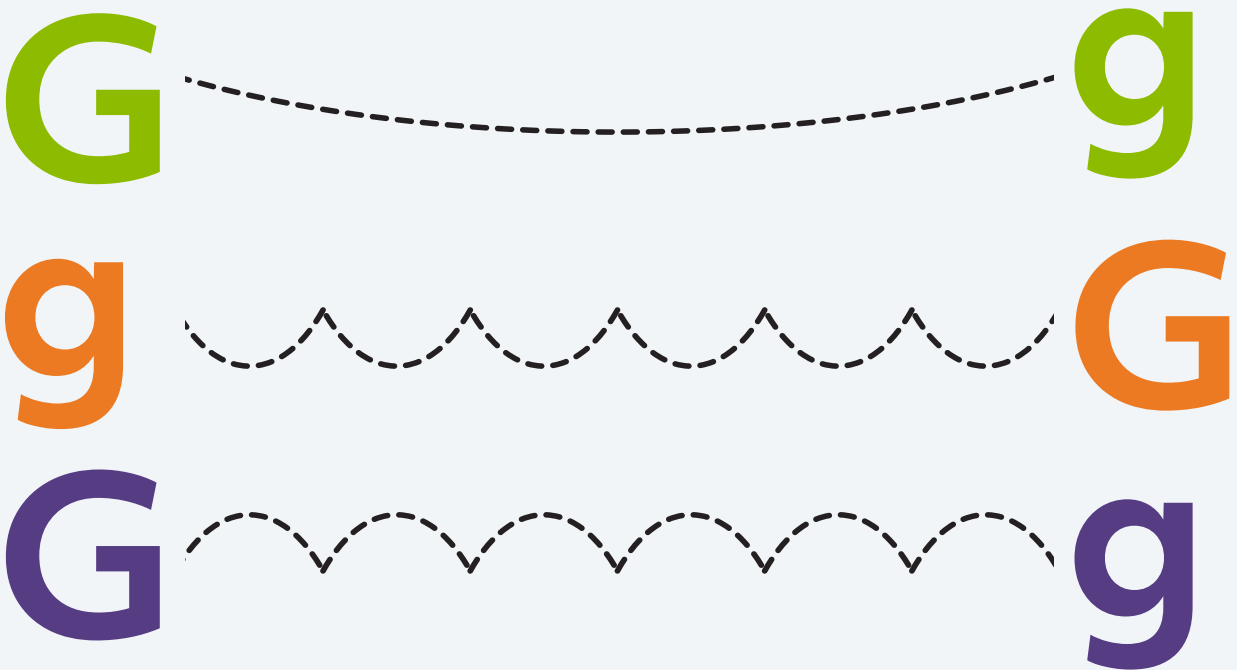
Color the grapes.



Color in the circles that have lowercase **g**'s in them.



Trace the lines to connect the **G**'s.



9 LESSON 9

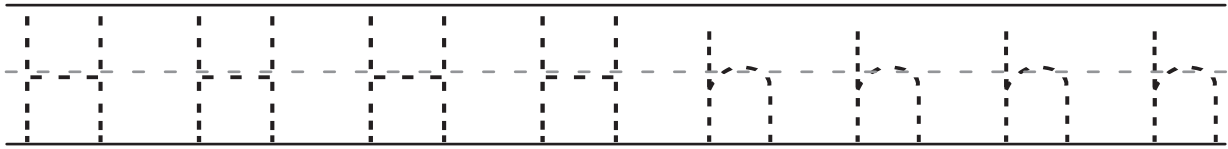
Hh



This is the letter **H**.

H is the eighth letter in the alphabet!

Practice tracing the **H**'s.



God gave us houses to live in! Color this house.



Circle the lowercase **h**'s in each line.

e h n h
h l w h
h c h t
e h h e

Color the uppercase **H**'s to reveal something special!

| | | | | | | | | |
|---|---|---|---|---|---|---|---|---|
| B | C | H | E | Z | E | H | W | I |
| J | K | H | E | M | A | H | O | P |
| X | A | H | H | H | H | H | A | B |
| A | C | H | E | F | G | H | I | A |
| A | J | H | E | O | E | H | P | A |

LESSON 10

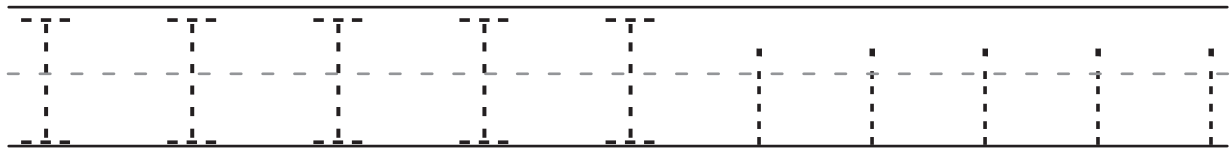
Ii

This is the letter **I**.

Ice forms when water freezes!




Practice tracing the **I**'s.



Color the ice cube.



Color the uppercase **I**'s **brown** and the lowercase **i**'s **pink**.



Cut out the colored **I** boxes and paste them in their correct box below.

I**i**

This page is left intentionally blank.