



# God Made EVERYTHING



Science/Worldview | Level 1  
Activity Book

**Author:** Tamela Sechrist

**Editors:** Kevin Swanson, R.A. Sheats, Kayla White



Copyright © 2021 by Generations. All rights reserved. No part of this book may be reproduced in any form or by any means without permission in writing from the publisher.

Printed in the United States of America.

ISBN: 978-1-954745-22-3

Cover Design: Justin Turley  
Interior Design: Kyle Shepherd

Published by: Generations  
19039 Plaza Drive Ste 210  
Parker, Colorado 80134  
Generations.org

Unless otherwise noted, Scripture taken from the New King James Version®. Copyright © 1982 by Thomas Nelson. Used by permission. All rights reserved.

Image Credits: All images are from iStock.com or provided by the author.

For more information on this and other titles from Generations, visit [Generations.org](http://Generations.org) or call (888) 389-9080.



# CONTENTS



Introduction .....	13
Supplies list.....	15
 <b>Activity 1</b>	
Bouncing off the Walls and Everything!.....	19
 <b>Activity 2</b>	
Light to Warn and Guide.....	22
 <b>Activity 3</b>	
Color .....	24
 <b>Activity 4</b>	
Shadows .....	28
 <b>Activity 5</b>	
Reflection (Bouncing Light) .....	30
 <b>Activity 6</b>	
Bending Light .....	32
 <b>Activity 7</b>	
Day and Night.....	37
 <b>Activity 8</b>	
Fuel and Weird Light .....	39

**Activity 9**

Science Tools .....43

**Activity 10**

Seeing Created Beauty .....46

**Activity 11**

Take Care of Your Eyes! .....50

**Activity 12**

Useful Animal Eyes .....52

**Activity 13**

The Big Earth .....55

**Activity 14**

The Exploding Earth .....58

**Activity 15**

The Pulling Earth.....60

**Activity 16**

Rock Hunt .....63

**Activity 17**

Mine for Metal .....66

**Activity 18**

Make a Flood and Fossil Frittata .....68

**Activity 19**

Peace; Be Still! .....72

**Activity 20**

Water for Life .....75

<b>Activity 21</b>	
Cycle Some Water.....	78
<b>Activity 22</b>	
Happy Birthday! (to Someone).....	80
<b>Activity 23</b>	
Seasons of the Year .....	82
<b>Activity 24</b>	
Hibernate!.....	85
<b>Activity 25</b>	
Your Five Senses .....	86
<b>Activity 26</b>	
How to Put Out a Fire.....	88
<b>Activity 27</b>	
Wing It!.....	90
<b>Activity 28</b>	
Five Layers.....	91
<b>Activity 29</b>	
Cotton Clouds.....	94
<b>Activity 30</b>	
Snowflake Art Project .....	96
<b>Activity 31</b>	
Man on the Moon.....	98
<b>Activity 32</b>	
Eclipse of the Sun .....	101

**Activity 33**

Moon Shapes.....103

**Activity 34**

The Lonely Little Space Rock.....105

**Activity 35**

Jump to the Planets! .....109

**Activity 36**

Draw a Star .....111

**Activity 37**

Roots Store Food .....113

**Activity 38**

Watch a Plant Drink.....116

**Activity 39**

Gardening.....118

**Activity 40**

Plant Some Seeds.....120

**Activity 41**

Stretch Like a Stem.....122

**Activity 42**

Let's Play Pollination!.....125

**Activity 43**

Greenery .....131

**Activity 44**

Trading Gasses.....135

<b>Activity 45</b>	
Colored Leaves.....	137
<b>Activity 46</b>	
Rhyming Practice .....	141
<b>Activity 47</b>	
Ah-Choo!.....	143
<b>Activity 48</b>	
God Gives Us Other Plant Gifts .....	145
<b>Activity 49</b>	
Examine Some Exoskeletons .....	147
<b>Activity 50</b>	
Naming .....	151
<b>Activity 51</b>	
Wise Creatures.....	155
<b>Activity 52</b>	
How Many? .....	157
<b>Activity 53</b>	
Big Changes!.....	159
<b>Activity 54</b>	
Be a Mess-Eating Insect!.....	163
<b>Activity 55</b>	
Lots of Little Locusts .....	165
<b>Activity 56</b>	
Bee Maze.....	167

**Activity 57**

What Am I? .....169

**Activity 58**

Air in Water.....171

**Activity 59**

Make a Web!.....173

**Activity 60**

Butterfly Scales.....175

**Activity 61**

Swim Bladders .....179

**Activity 62**

You Have Something Sharks Have! .....182

**Activity 63**

Precious Pearls .....184

**Activity 64**

Grow into a Frog.....188

**Activity 65**

Webbed Feet.....190

**Activity 66**

Salamander Coloring Page.....192

**Activity 67**

Find the Warmth .....195

**Activity 68**

Sense Like a Snake.....197



## Activity 69

Tortoise or Turtle? .....199

## Activity 70

Make Print Fossils .....201

## Activity 71

Behemoth Sculpture.....203

## Activity 72

Draw Leviathan .....206

## Activity 73

Wings Push Air.....208

## Activity 74

Learn to Whistle!.....212

## Activity 75

Bird Food.....214

## Activity 76

Beaks Are Tools .....216

## Activity 77

Bird Feet.....218

## Activity 78

Eggs .....221

## Activity 79

Help Migrating Birds .....224

## Activity 80

Finding North .....227

**Activity 81**

Nesting.....228

**Activity 82**

Oil and Water Don't Mix.....231

**Activity 83**

Birds Named for Their Songs.....233

**Activity 84**

Be a Honeyguide! .....234

**Activity 85**

Mammals Feed Their Babies .....237

**Activity 86**

Quills for Protection .....241

**Activity 87**

Animal Baby Names.....243

**Activity 88**

Special Heads and Feet .....245

**Activity 89**

Thirsty Camels .....248

**Activity 90**

Color the Wild Hoofed Mammals .....253

**Activity 91**

Paw Pads .....255

**Activity 92**

Hyenas Laugh and Eat .....257

<b>Activity 93</b>	
Dry Some Fruit! .....	261
<b>Activity 94</b>	
Do the Elephant Walk and the Monkey Swing! .....	264
<b>Activity 95</b>	
Sea Mammals .....	266
<b>Activity 96</b>	
Hang Like a Bat! .....	269
<b>Activity 97</b>	
Made in His Image .....	271
<b>Activity 98</b>	
There's No One Else Like You! .....	273
<b>Activity 99</b>	
You Were Once a Newborn .....	277
<b>Activity 100</b>	
Neuron Chain Tag .....	281
<b>Activity 101</b>	
Sound Tag .....	283
<b>Activity 102</b>	
The Tongue's Jobs .....	285
<b>Activity 103</b>	
Growing .....	287
<b>Activity 104</b>	
Take a Breath .....	289

**Activity 105**  
Listen to Your Stomach.....291

**Activity 106**  
Your Skeleton .....293

**Activity 107**  
Using Muscles .....295

**Activity 108**  
Trying to Learn .....297

Answer Key .....301

# INTRODUCTION

This introductory science course for young school-age children is designed to bring to light the love, wisdom, and power of God that is evident in His creation. *God Made Everything* presents the amazing way each created thing works perfectly and how all the created things work harmoniously together in a way that only God could have brought forth.

Designed to complement the way God created children to learn, this activity book provides hands-on learning to go along with the auditory presentation and beautiful visuals in the read-aloud textbook.



Beamer, the friendly light beam, visits this activity book as well as the textbook. His love for God's creation shines here too!

The *God Made Everything Activity Book* features 108 activities that involve the senses and muscles yet are designed to be not too burdensome for the parent/teacher. Each branch of science is reinforced with a balance of action, observation, experiments, imagination, logic, Scripture, art, cooking, poetry, math, stories, exercise, music, and a little bit of writing. Each activity reinforces the material introduced in the textbook, and every exercise is numbered for easy reference.

## How to Use the God Made Everything Activity Book

*God Made Everything* is divided into nine units of four chapters each. Each unit has a memory verse and a chil-

dren's hymn that children will have an opportunity to work on while completing the activities.

The *God Made Everything* books are organized in a way to enable children to internalize what they have learned. Learning comes easiest in small doses with time between each session. Children solidify what they have learned as they play. It becomes

permanent as they sleep. To enable this structure of learning, the following schedule is suggested below.

For convenience, this activity book includes a supplies list and answer key.

May the Lord be glorified, and may you be richly blessed as you and your little learners study God's creation in *God Made Everything*!

## Suggested Schedule

One chapter per week for 36 weeks.

Day 1	Read aloud the first section of the textbook chapter. Complete the corresponding activity in the activity book (as announced by number at the end of that section of text).
Day 2	Break
Day 3	Read aloud the second section of the textbook chapter. Complete the corresponding activity in the activity book.
Day 4	Break
Day 5	Read aloud the third section of the textbook chapter. Complete the corresponding activity in the activity book.

# SUPPLIES LIST

## SUPPLIES TO HAVE ON HAND THROUGHOUT THE ACTIVITY BOOK:

- Bible
- Pencil
- Blank paper for artwork, notebook size
- Colored pencils, full selection of colors
- Crayons, full selection of colors
- Pair of scissors
- Glue
- Tape
- Water

## CHAPTER 1

- A ball and a wall to roll it against
- An outdoor place with enough objects to bump into
- Flashlight and a dark room or outdoor place
- White card stock for a 6" diameter circle

## CHAPTER 2

- A bright light to shine on a wall
- Two large pieces of white paper, at least 11"x14"
- A toy suitable for making a traceable shadow
- Small mirror
- Access to a large wall mirror
- Flashlight and a dark room
- Access to a garden hose and spray nozzle, or a spray bottle

## CHAPTER 3

- Styrofoam ball, diameter 3"-6" or a round fruit like an orange
- Skewer
- Pushpin
- Flashlight

## CHAPTER 4

- Shovel or spade
- An outdoor place to dig
- An outdoor place to observe nature and beauty
- Clipboard
- Drawing paper, pencil, crayons
- Camera or phone that can take pictures
- Garden clipper
- Flat box or empty egg carton
- Small ball
- Small mirror



## CHAPTER 5

- Waterproof marker
- A small bottle or narrow jar that can hold 1/4 cup (2 oz. or 60 ml)
- 1/2 teaspoon baking soda (2-1/2 grams)
- Red and yellow food coloring
- 1/4 cup (2 oz. or 60 ml) vinegar
- Water and dirt
- A place to make mud

## CHAPTER 6

- Empty egg carton
- Tray to set egg carton on
- 12 dried beans or a package of bean seeds
- Small magnet
- Small plastic bag that the magnet will fit into
- Access to some dry dirt
- A 9x13x3 baking pan
- 1 hot dog bun
- 1/4 cup (60 g) butter
- A small handful of tiny seeds (cumin, poppy, quinoa, chia)
- 16 oz (450 g) grated cheddar cheese
- 1 10.5 oz (298 g) can of cream of chicken soup
- 3 oz (80g) tortilla chips
- 1/4 cup (40 g) corn meal
- 8 oz (230 g) can of chopped green chiles
- 6 eggs, beaten
- 1 cup (0.25 L) milk
- 1/2 teaspoon (3 g) salt
- Lettuce, finely shredded
- Diced, fresh tomatoes

## CHAPTER 7

- A cup, pan, or bucket
- Small mirror
- Spoon

- Facial tissue
- Refrigerator
- Small self-sealing plastic bag
- Blue food coloring
- Empty drinking glass
- Sunny window

## CHAPTER 8

- Flashlight
- Blankets, chairs, boxes to build a hibernation den
- A snack
- Pillow

## CHAPTER 9

- Votive candle or tea light
- Metal pan
- Glass jar
- Cardboard toilet paper or paper towel tube
- Stapler

## CHAPTER 10

- Glass spice jar or small narrow jar
- Funnel
- 3 Tbsp. (24g) ground cinnamon
- 2 tsp. (4g) sugar
- 2 tsp. (4g) ground ginger
- 2 tsp. (5g) nutmeg
- 1-1/2 tsp. (3g) ground cloves
- 1-1/2 tsp. (3g) ground allspice
- An outdoor swing
- A sheet of blue paper
- About 6 cotton balls

## CHAPTER 11

- Flashlight
- 2-3 facial tissues
- An opaque marble
- A ball (not shiny)



**CHAPTER 12**

- A place to take about 10 jumps forward
- Sidewalk chalk or pieces of string to mark 8 increments
- A die to roll

**CHAPTER 13**

- A shallow dish
- 2-3 root vegetables (carrot, beet, turnip, etc.)
- Sharp knife
- Bright window
- Clear drinking glass or jar
- Stalk of celery
- Blue or red food coloring

**CHAPTER 14**

- Pots, egg carton, and plastic containers to plant seeds in
- Potting soil or dirt
- Seeds—purchased or saved from foods
- Four envelopes
- Two glasses of water or juice

**CHAPTER 15**

- Five cotton swabs
- Selection of fresh green leaves

**CHAPTER 16**

- Nothing extra

**CHAPTER 17**

- Two or three small plastic containers with lids
- Cotton swab
- A piece of stiff paper
- Magnifying glass
- A stiff comb

**CHAPTER 18**

- A messy room to clean up

**CHAPTER 19**

- Nothing extra

**CHAPTER 20**

- Large frying pan
- Stove
- Three hard-backed chairs with posts
- Spool of thread
- Sequins

**CHAPTER 21**

- Two uninflated balloons
- Two of the same kind of coin
- Waterproof marker
- Bucket

**CHAPTER 22**

- Large adult t-shirt
- Pillowcase
- Sturdy rubber band
- Plastic bag to fit child's spread hand

**CHAPTER 23**

- Nothing extra

**CHAPTER 24**

- A sheet of aluminum foil
- Purchased modeling dough, or
- Homemade dough made with:
  - 1 c. (125g) flour
  - 1/4 c. (75g) salt
  - 3T. (45ml) lemon juice
  - 1T. (15ml) cooking oil
- Water based paint (optional)

## CHAPTER 25

- Nothing extra

## CHAPTER 26

- Popped popcorn
- Small bowl
- Cardboard egg carton with tall pointed dividers
- A sturdy pair of scissors
- Broom stick
- Two stacks of books 6" tall
- An egg
- 3/4 cup (170 g) butter, at room temperature
- 1/4 cup (50 g) sugar
- 1/2 teaspoon (2.5 ml) pure vanilla extract
- 1 3/4 cups (240 g) all-purpose flour
- 1/2 teaspoon (3 g) salt
- 1 egg beaten
- 1/2 cup (50 g) shredded coconut
- 5 ounces (150 g) jelly beans
- Cookie making supplies

## CHAPTER 27

- Compass for finding north
- Sidewalk chalk or a stick for marking on the ground

## CHAPTER 28

- Vegetable oil
- A bottle of honey

## CHAPTER 29

- A ripe pear or kiwi
- A box of toothpicks
- Eleven raisins
- A plate

## CHAPTER 30

- A one gallon (4L) container

## CHAPTER 31

- Baking sheet
- Baking parchment
- Sharp knife
- Oven
- Fresh fruit like berries, cherries, apples, peaches, apricots, pears, or bananas

## CHAPTER 32

- Access to a recording of "Baby Elephant Walk" by Henry Mancini
- Access to a playground bar or tree branch the child can grab

## CHAPTER 33

- Nature pictures from magazines or the internet
- Ink pad for making fingerprints

## CHAPTER 34

- Large area for a game of tag
- Smaller area for tag. It would need boundaries so you can say, "Stay on the grass" or "Stay on the basketball court."
- A snack

## CHAPTER 35

- Measuring tape
- Bathroom scale
- Glass of water
- Roll of paper towels at least half full


## CHAPTER 36

- Yardstick or broomstick
- String
- 10-20 white pipe cleaners

## ACTIVITY 1


# Bouncing off the Walls and Everything!


Light bounces off things the same way a ball does. If you roll a ball straight at a wall, it comes straight back to you. If you roll it a little sideways (we say at an angle), it will leave the wall at an angle. If you roll a ball at a bumpy rock, it will not come straight back because of the angles of the rock.




Try rolling a ball against a wall at different angles. Try rolling it against objects with different shapes.

Now let's pretend to be light. Remember, light usually travels in a straight line. When it hits something, it bounces off and keeps traveling in a straight line until it hits something else. This happens many times and is the way light spreads and wins over the dark.






Pretend to be light. Walk around the room, slowly bouncing off walls and furniture. Think about the angles light would bounce off things. (It bounces the same as a ball.)



Since light is fast, go outside where you can run. Pretend to be light. Be careful when you bounce off things!



Sing the hymn for this unit.



Write or repeat the memory verse for this unit.



### Memory Verse

Arise, shine,  
for your light has come!  
And the glory of the Lord  
is risen upon you.  
(Isaiah 60:1)

---

---

---


---

---

---

## ACTIVITY 1: BOUNCING OFF THE WALLS AND EVERYTHING!

Handwriting practice lines consisting of multiple sets of three horizontal lines (top solid, middle dashed, bottom solid) for tracing and writing practice.



Thank God for His goodness in making beautiful light!