



Sound Recognition

You've learned that the letters -or say *-or* as in *orchid* or *store*. But sometimes these letters make a different sound, like in the word *sorry*. Sound out these words with our new -or sound.

sorry

sorrow

borrow

Dad, may I please borrow your book?





A Look at the Present Tense

Verbs tell us actions that are happening. Sometimes they tell us what already happened in the past. Sometimes they tell us things that will happen later in the future. And sometimes they tell us something that is happening right now.

When a verb tells us something that is happening right now, we call that a **present tense** verb. Read the sentences. Circle the word that shows what is happening; this is the verb. If the verb is telling us something that is happening right now, write P in the blank to show that this is a **present tense** verb.




Dad drove to the store yesterday. _____

Molly is riding her bike right now. _____

We will read a book tomorrow. _____

Matt is raking leaves in the yard. _____



Putting Things in Order

Read these words. Then put them in alphabetical order. If a word begins with A, put that word at the beginning of the list. Then look for a word that starts with B. Next, look for a word that starts with C. Use the alphabet to help you put the words in the correct order.



kangaroo



peacock



lion



dolphin



ox



monkey



snake

How Quickly Can You Read?

These words have surrounded these animals. Can you read the words and set the animals free? Be careful that you don't get bitten! How quickly do you think you can read these words? Have your teacher time you as you read. Can you read the words faster a second time? Try it and see!

forever	rewrite	revisit	remind	resell	rename
reuse	refill	worth	sorry	sorrow	borrow
repay	destroy			comfy	comfort
worse	worst			work	word
something					command
anything					nothing
world					coming
joy	toy				worm




I read this page in: _____



Activity Time!

It's time to complete the activities for Chapter 28 in *God's Big Story Level 1* workbook.

Let's Put It Together

Do you remember what a verb is? It's an action word that tells us what is happening. Sometimes verbs change their spelling when they are used in a sentence. Look at this word. See how it changes?



drive

driving

drove

These three words all come from the same word, but they're spelled differently. Verbs will often change forms (or spellings) to show us when something happened.

Here Comes Ing

One way verbs change is by adding -ing to the end of a word. Read these words. Then fill in the missing words.



jump + ing = *jumping*

walk + ing = *walking*

leap + ing = _____

read + ing = _____

listen + ing = _____



Let's Learn to Spell

Sometimes words change their spelling when we add -ing to the end. If a word ends in the letter E, that E will often drop off when we add -ing. Look at these words.

drive + ing = driving

live + ing = living

give + ing = giving

Read these words. Cross out the E on the end of each word. Then add -ing and write the new word in the blank.

love + ing = _____

have + ing = _____

make + ing = _____

bake + ing = _____

serve + ing = _____



**Don't forget
to cross out
the E!**



How Quickly Can You Read?

You read all these words in the last lesson. Do you think you can read them faster today? Have your teacher time you as you read. Can you read the words faster a second time? Try it and see!

comfy joy comfort sorrow enjoy destroy

command toy sorry borrow remind world

worth rewrite word something

anything forever

worse never revisit

worst nothing

coming resell

rename refill reuse worm work



I read this page in: _____

It's Time to Read!

It's time to read Chapter 29 in *God's Big Story* Level 1.



Lesson 155



Sound Recognition

Here are some strange words that don't seem to follow the rules we've learned. Listen as your teacher reads the words. Then read them by yourself.

heart

rough

laugh

enough

tough

cough



A Look at Letters

Look at these three letters. You've seen them many times before. Usually these letters say *-eer* as in *fear* or *-er* as in *earth*. But in our new word below, they say *-ar* as in *heart*. Read these words. Then circle the letters -ear in each word.

ear

heart

fear

year

dear

earth

heard

search



Find the Right Verb

Look at these pictures. Choose the correct verb from the box and write it in the blank. Then add -ing to the end of the verb. Read the sentences. Do they make sense?

drive

sing

laugh

cough



These ducklings are



The sick puppy



This is a

donkey.



My dog is

the car.



My First Bible Verses

Here's a new Bible verse for you to read.

Therefore comfort each other and edify one another, just as you also are doing.


1 Thessalonians 5:11



How Quickly Can You Read?

These dinosaurs have come to help you read. How quickly do you think you can read these words? Have your teacher time you as you read. Can you read the words faster a second time? Try it and see!

heart laugh cough enough
among honest honor prophet who
honestly does hour again rough promise
angel friend their protect pretty
heir never holy provide once
every want problem else four



I read this page in: _____

Activity Time!

It's time to complete the activities for Chapter 29 in
God's Big Story Level 1 workbook.



Lesson 156



Sound Recognition

Here's a new sound to learn. When a word ends in the letters -ior, sometimes these letters say **yor** as in **savior**. Sound out these words one part at a time. Some of the words are tricky, so ask your teacher if you need help. Study the list until you can read it all by yourself.



A Viking warrior

savior

senior

interior

superior

junior

warrior

exterior

behavior



Let's Put It Together

Look at these words. You've learned some of them before. These words are called **contractions**. A contraction is made when two words are joined together to make one. Sound out the words.

did + not = **didn't**

are + not = **aren't**

is + not = **isn't**

do + not = **don't**

has + not = **hasn't**



Who Took the Cookie?

Someone took a cookie and dropped crumbs all over the floor. Who was it? Read the clues to find out. Cross out the picture of each person who didn't take the cookie. Then circle the person who took it.

Grandmom and Grandpa don't like cookies.

Mommy said she didn't eat any cookies.


Daddy and sister Sally aren't at home, so they didn't take the cookie.

Who is left?



How Quickly Can You Read?

Look at all the words surrounding this Viking warrior. Can you read them all? How quickly do you think you can read them? Have your teacher time you as you read. Can you read the words faster a second time? Try it and see! Then color the picture.



cough comfy command nothing

rough something earn trouble

laugh earth double altar only

heart behavior sorrow interior

superior exterior warrior senior sorry false true

junior savior borrow fire honor honest anything



I read this page in: _____



It's Time to Read!

It's time to read Chapter 30 in *God's Big Story* Level 1.



Sound Recognition

When two vowels come together in a word, the first vowel says its name, and the second vowel is silent. You know how to sound out these words.



toe

hoe

tiptoe

But sometimes our vowels make different sounds. In these words, the letters -oe make an **-oo** sound.

shoe

canoe

Here are three other words with vowels that make strange sounds. Try to remember what these words look like so you'll know how to read them next time you see them.

woman

buy

guy





Fill in the Blank

Read the sentences. Choose the correct word from the box and write it in the blank.



woman

canoe

buy

toe

I left my shoe in the _____ at the river.

That _____ is my grandmother.

Did you hit your _____ on that stone?

Daddy, may we _____ some ice cream?

Let's Read Old English

Do you remember the Old English words we learned in Lesson 150? Two of the words were *thee* and *thou*. These words both mean *you*. Read these sentences in Old English. Draw a line from each sentence to the sentence that says the same thing in modern English. Use a blue crayon to circle the Old English words that are different than the English words you speak today. Then use a red crayon to circle the modern English words that mean the same thing as the Old English words you circled.

Matt, didst thou
pick that rose?

Min has a pretty
dress.

Min hath a pretty
dress.

I will give you the
rose to keep.

I will give thee the
rose to keep.

Matt, did you pick
that rose?

Thou hast a
pretty rose.



How Quickly Can You Read?

Do you think these people speak Old English or modern English? What words would you use to speak to them? How quickly do you think you can read these words? Have your teacher time you as you read. Can you read the words faster a second time? Try it and see!

coin
coil
boil
soil
noise
moist
choice
voice

rejoice
fought
thought
ought
bought
music
huge
sought

brought
caught
taught
daughter
slaughter
money
honey
desert

heavy
heaven
shield
believe
receive
holy



I read this page in: _____



Activity Time!

It's time to complete the activities for Chapter 30 in *God's Big Story Level 1* workbook.

Learning the Names of God

In the Bible, there are many names for God. This is because it's difficult to describe God with only one word. You know some of these words already. Try to sound out the other words. If you need help, ask your teacher.



God

Lord

Im man u el

Immanuel


That last word is a little tricky. *Immanuel* is a special name for God. This name means “God is with us.” Another name you may have heard is the word *trinity*. This word means that there are three persons in God, but there is only one God. This is very difficult to understand. You’ll learn more about this as you grow older, but right now you can read these words:

Trinity

God the Father

Jesus Christ

the Holy Spirit





A Look at Rhymes

It's fun to find words that rhyme. Read these words. Circle all the words that rhyme. If you find a word that doesn't rhyme with the other words, cross it out.

tries

copies

paper

wise


arise

advise

flies

baptize

skies




My First Bible Verses

Here's a new Bible verse for you to read. This verse uses the new name we learned for God.

"Behold, the virgin shall be with child, and bear a Son, and they shall call His name Immanuel," which is translated, "God with us."

Matthew 1:23



How Quickly Can You Read?

These African animals have come to listen to you read. How quickly do you think you can read the words on this page? Have your teacher time you as you read. Can you read the words faster a second time? Try it and see!




Trinity
God the Father
Jesus Christ
the Holy Spirit
Immanuel
shoe
canoe
woman
buy

guy
savior
junior
senior
warrior
interior
exterior

behold
beloved
count
fount
thine
bounce
pounce

bear
pear
thee
clown
eight
sleigh
giraffe



I read this page in: _____



It's Time to Read!

It's time to read Chapter 31 in *God's Big Story* Level 1.



Sound Recognition

Look at these words and sound them out. Each of them ends with the letters -ain.

ain

stain

contain

remain

Sometimes these letters make a different sound when they come at the end of a word. Sometimes they will make the sound **-in** as in **certain**. Sound out these words.

captain

certain

fountain

curtain

mountain

uncertain





Fill in the Blank

Look at the pictures and read the sentences. Choose the correct word to complete each sentence. Write the word on the line.

Mommy _____

 clean the stain out of my shirt.

couldn't didn't did



Captain Seagull _____

 wearing any shoes.

is isn't almost



Let's walk up that tall

 _____.

fountain curtain mountain



Putting Things in Order

Read these words. Some of the words might be difficult to pronounce, but you can use the pictures to help you. After you read the words, write them in alphabetical order. Remember to use the alphabet to help you put them in the correct order.



toucan



cheetah



owl



flamingo



sheep



pig

How Quickly Can You Read?

How quickly do you think you can read these words? Have your teacher time you as you read. Can you read the words faster a second time? Try it and see!

stain	hasn't
contain	aren't
remain	alike
captain	agree
curtain	alive
certain	ashore
mountain	alone
fountain	hungry
uncertain	whistle
Trinity	why
God the Father	title
Jesus Christ	wrath
the Holy Spirit	wrist
Immanuel	sword



I read this page in: _____



Activity Time!

It's time to complete the activities for Chapter 31 in *God's Big Story Level 1* workbook.