

ENGLISH 2

Spelling, Grammar, and Writing

by Shiloh D. Strawser

Edited by Acacia Fox and Gina Mast

Copyright © 2025 by Generations
All rights reserved.
Printed in the United States of America.

ISBN: 978-1-954745-78-0

Scripture is taken from the New King James Version®.
Copyright © 1982 by Thomas Nelson. Used by permission. All rights reserved.

Scripture quotations marked “ESV” are taken from the English Standard Version of the Bible. Copyright © 2001 by Crossway, a publishing ministry of Good News Publishers. Used by permission. All rights reserved.

Cover Illustration: Cedric Hohnstadt (cedricstudio.com)
Book Design: Turley and Sons Design Co.

All images are from iStock.com/GettyImages.com. Used by Permission.

Published by:
Generations
PO Box 1398
Elizabeth, CO 80107-1398
www.generations.org

For more information on this and other titles from Generations,
visit Generations.org or call (888) 389-9080.

Contents

Introduction 9

Week 1..... 10

Day 1—Lesson 1: Complete Sentences	10
Day 2—Lesson 2: Nouns	14
Day 3—Lesson 3: Review	17

Week 2..... 19

Day 1—Lesson 4: Declarative Sentences	19
Day 2—Lesson 5: Exclamatory Sentences	23
Day 3—Lesson 6: Review	26

Week 3..... 28

Day 1—Lesson 7: Interrogative Sentences	28
Day 2—Lesson 8: Imperative Sentences	32
Day 3—Lesson 9: Review	35

Week 4..... 37

Day 1—Lesson 10: Conjunctions	37
Day 2—Lesson 11: Capitalization	41
Day 3—Lesson 12: Review	44

Week 5..... 46

Day 1—Lesson 13: Syllables	46
Day 2—Lesson 14: Syllables	50
Day 3—Lesson 15: Review	53

Week 6..... 55

Day 1—Lesson 16: Prepositions	55
Day 2—Lesson 17: Prepositions	59
Day 3—Lesson 18: Review	63

Week 7	65
Day 1—Lesson 19: Commas	65
Day 2—Lesson 20: Commas	69
Day 3—Lesson 21: Review.	73
Week 8	75
Day 1—Lesson 22: Homophones	75
Day 2—Lesson 23: Homophones	79
Day 3—Lesson 24: Review.	82
Week 9	84
Day 1—Lesson 25: Noun Review	84
Day 2—Lesson 26: Noun Review	88
Day 3—Lesson 27: Review.	91
Week 10	93
Day 1—Lesson 28: Antonyms.	93
Day 2—Lesson 29: Antonyms.	97
Day 3—Lesson 30: Review.	100
Week 11	102
Day 1—Lesson 31: Conjunction Review	102
Day 2—Lesson 32: Capitalization Review.	106
Day 3—Lesson 33: Review.	109
Week 12	111
Day 1—Lesson 34: Alphabetical Order	111
Day 2—Lesson 35: Alphabetical Order	116
Day 3—Lesson 36: Review.	120
Week 13	122
Day 1—Lesson 37: Alphabetical Order	122
Day 2—Lesson 38: Alphabetical Order	126
Day 3—Lesson 39: Review.	130

Week 14..... 132

Day 1—Lesson 40: Subjects & Predicates	132
Day 2—Lesson 41: Subjects & Predicates	137
Day 3—Lesson 42: Review.	141

Week 15..... 143

Day 1—Lesson 43: Apostrophes	143
Day 2—Lesson 44: Apostrophes	147
Day 3—Lesson 45: Review.	151

Week 16..... 153

Day 1—Lesson 46: Verbs	153
Day 2—Lesson 47: Verbs	157
Day 3—Lesson 48: Review.	161

Week 17..... 163

Day 1—Lesson 49: Subject & Predicate Review	163
Day 2—Lesson 50: Subject & Predicate Review	167
Day 3—Lesson 51: Review.	170

Week 18..... 172

Day 1—Lesson 52: Sentence Type Review	172
Day 2—Lesson 53: Sentence Type Review	176
Day 3—Lesson 54: Review.	180

Week 19..... 182

Day 1—Lesson 55: Adverbs.	182
Day 2—Lesson 56: Adverbs.	186
Day 3—Lesson 57: Review.	189

Week 20..... 191

Day 1—Lesson 58: Semicolons	191
Day 2—Lesson 59: Semicolons	195
Day 3—Lesson 60: Review.	200

Week 21	202
Day 1—Lesson 61: Verb Review	202
Day 2—Lesson 62: Verb Review	206
Day 3—Lesson 63: Review.	209
Week 22	211
Day 1—Lesson 64: Subject & Predicate Review	211
Day 2—Lesson 65: Subject & Predicate Review	216
Day 3—Lesson 66: Review.	220
Week 23	222
Day 1—Lesson 67: Dictionary Use.	222
Day 2—Lesson 68: Dictionary Use.	227
Day 3—Lesson 69: Review.	231
Week 24	233
Day 1—Lesson 70: Syllable Review	233
Day 2—Lesson 71: Syllable Review	237
Day 3—Lesson 72: Review.	242
Week 25	244
Day 1—Lesson 73: Quotation Marks.	244
Day 2—Lesson 74: Quotation Marks.	249
Day 3—Lesson 75: Review.	254
Week 26	256
Day 1—Lesson 76: Suffixes	256
Day 2—Lesson 77: Suffixes	260
Day 3—Lesson 78: Review.	264
Week 27	266
Day 1—Lesson 79: Adverb Review.	266
Day 2—Lesson 80: Adverb Review.	270
Day 3—Lesson 81: Review.	274

Week 28.....276

Day 1—Lesson 82: Alphabetization Review	276
Day 2—Lesson 83: Dictionary Review	281
Day 3—Lesson 84: Review.	284

Week 29.....286

Day 1—Lesson 85: Compound Words.	286
Day 2—Lesson 86: Compound Words.	290
Day 3—Lesson 87: Review.	293

Week 30.....295

Day 1—Lesson 88: Contractions	295
Day 2—Lesson 89: Contractions	300
Day 3—Lesson 90: Review.	303

Week 31.....305

Day 1—Lesson 91: Pronouns	305
Day 2—Lesson 92: Pronouns	310
Day 3—Lesson 93: Review.	313

Week 32.....315

Day 1—Lesson 94: Adjectives	315
Day 2—Lesson 95: Adjectives	320
Day 3—Lesson 96: Review.	325

Week 33.....327

Day 1—Lesson 97: Compound Words.	327
Day 2—Lesson 98: Compound Words.	331
Day 3—Lesson 99: Review.	334

Week 34.....336

Day 1—Lesson 100: Prefixes	336
Day 2—Lesson 101: Prefixes	340
Day 3—Lesson 102: Review	344

Week 35	346
Day 1—Lesson 103: Noun Review	346
Day 2—Lesson 104: Verb Review	349
Day 3—Lesson 105: Review	352
Week 36	354
Day 1—Lesson 106	354
Day 2—Lesson 107	359
Day 3—Lesson 108: Review	364
Glossary	366
Master Word List	368
Answer Key	372

This 36-week course is designed as a second-grade English curriculum, helping your child to develop skills in spelling, grammar, and writing. Through engaging activities like coloring, reading, and writing, your child will learn essential language concepts, including spelling, sentence structure, and grammar.

By the end of the course, your child will have a knowledge of common grammar principles and be prepared to move on to a third-grade English curriculum. Lessons incorporate Scripture as well as commonly used short words, teaching foundational skills through a Biblical worldview.

This program includes 108 lessons, each requiring about 15–20 minutes to complete. We have structured this book in three lessons per week with parental involvement. Children who prefer a quicker pace can complete it faster. This steady, consistent approach ensures grammar concepts are understood and retained, without overwhelming the student.

The master word list at the back of the book can be used by the parent/teacher to read the words aloud to the student to complete the review lessons.

Note: Word search activities are optional, and are meant to be fun and engaging activities for the student. However, they may be omitted if the parent/teacher prefers.


We hope this course is a joyful and enriching part of your child's educational journey!

Shiloh Strawser
for the Generations Curriculum Team
March, AD 2025

This is your word list for today. We will be practicing writing, spelling, and reading these words throughout the lesson. Watch for the common sounds and letters you hear and see!

WORD LIST

amen	pin
set	box
use	sun
move	nap
sad	peg



ABC

SPELLING

Using the word list, finish writing these words.

a _____

p _____

s _____

_____x

_____e

_____n

_____e

n _____

s _____

p _____

Practice writing your list words two times each.

1. Say **amen** after your prayer.

2. **Set** down your toy.

3. **Use** your pencil.

4. Can you **move** the bowl?

5. Don't be **sad**.

6. **Pin** down the fabric.

7. Pack up the **box**.

8. The **sun** is bright.

9. Time for your **nap**!

10. The **peg** holds the tent down.

Cross out the misspelled word and circle the correctly spelled list word.

In Jesus' Name, Amine.

In Jesus' Name, Amen.

Come set the table.

Come seet the table.

Use your time wisely.

Youse your time wisely.

Please movee away.

Please move away.

We should not be sad.

We should not be shad.

The piin holds the fabric in place.

The pin holds the fabric in place.

Put the toys in the boxs.

Put the toys in the box.

The sunn gives us light!

The sun gives us light!

Bed is where you take your nap.

Bed is where you take your naap.

Hammer the peg in the ground.

Hammer the pegg in the ground.





GRAMMAR



Things You Need to Know

A **complete sentence** always starts with a capital letter and ends with the correct punctuation. A **complete sentence** communicates a full thought.

Circle the complete sentences below.

baby nap

The baby takes a nap.

We will move to a new house.

move to a new

bright sun

The sun is bright.



WRITING

Copy the following sentence below to practice writing. Circle any of your list words that you see in the passage.

So the woman went her way and ate, and her face was no longer sad.

(1 Samuel 1:18)



Day
2

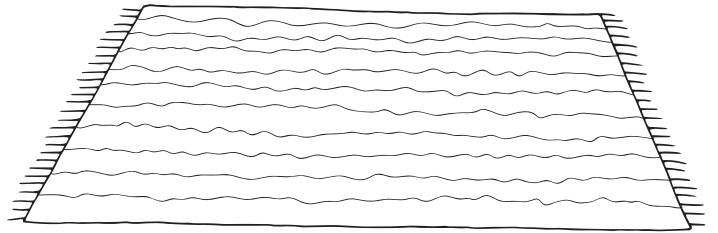
Week 1

LESSON 2: NOUNS

This is your word list for today. We will be practicing writing, spelling, and reading these words throughout the lesson. Watch for the common sounds and letters you hear and see!

WORD LIST

ask	wet
eat	red
blind	wig
and	cut
rug	huge



ABC

SPELLING

Using the word list, complete writing these words using the letters to fill in the blanks.

as_____

_____at

an_____

_____lind

cu_____

d

k

t


e

b


Practice writing your list words two times each.

1. **Ask** her where the toy is. _____
2. It is time to **eat**! _____
3. You cannot see when you are **blind**. _____
4. I like hide **and** seek. _____
5. Play on the **rug**. _____
6. It is **wet** outside. _____
7. The flower is **red**. _____
8. He is wearing a **wig**. _____
9. **Cut** the paper. _____
10. The horse is **huge**! _____


Draw a line from the word to the matching picture.



blind



rug



wet

wig



cut



eat



GRAMMAR



Things You Need to Know

A **noun** is a person, a place, or a thing. A **singular noun** is only one person, place, or thing. A **plural noun** is more than one person, place, or thing.

Write an N under each word that is a noun.

ask

rug

wig

huge



WRITING

Copy the following sentence below to practice writing. Circle any of your list words that you see in the passage.

If any of you lacks wisdom, let him ask of God. . . . (James 1:5)

LESSON 3: REVIEW

Today we're going to review your word lists from this week. Ask your parent/teacher to read each word aloud, and then write the correct spelling on the lines provided.



_____	_____	_____	_____
_____	_____	_____	_____
_____	_____	_____	_____
_____	_____	_____	_____
_____	_____	_____	_____

Circle the complete sentences below.

Mom told me to set down the toy.

set the toy down

look for the dog

We need to find the dog.

hammer the peg

Hammer the peg into the tent

Write an N under each word that is a noun.

box

move

rug

wig

red

sad



Practice writing.


The Lord opens the eyes of the blind;
 The Lord raises those who are bowed down;
 The Lord loves the righteous.
 (Psalm 146:8)

LESSON 4: DECLARATIVE SENTENCES

This is your word list for today. We will be practicing writing, spelling, and reading these words throughout the lesson. Watch for the common sounds and letters you hear and see!

WORD LIST

log	bin
van	old
mud	key
grace	hop
pot	cover

**ABC**

SPELLING

Circle the correctly spelled word that matches the picture.

lugg

log



pot

pott



mud

meed



bene

bin



kie

key



Practice writing your list words two times each.

1. Put the **log** into the fire.

2. Get into the **van**.

3. The pig is in the **mud**.

4. God gives us **grace**.

5. The **pot** is hot.

6. Trash goes in the **bin**.

7. That is an **old** book.

8. The **key** unlocks the door.

9. Watch the bunny **hop**!

10. **Cover** the bed.

Find your list words in the word search!

WORD LIST

log	bin
van	old
mud	key
grace	hop
pot	cover



L	G	L	O	G	T	S	U	Q	F
T	U	O	D	C	W	Q	V	A	N
Z	A	W	K	M	U	D	Y	U	I
Y	O	G	R	A	C	E	S	Z	F
M	A	S	P	O	T	B	G	X	W
S	S	A	Q	M	F	W	B	I	N
A	D	O	L	D	V	Q	B	H	Z
H	K	E	Y	N	X	I	E	M	L
Q	N	Y	H	O	P	N	S	F	F
E	K	C	O	V	E	R	A	F	O



GRAMMAR



Things You Need to Know

A period (.) is put at the end of a **declarative sentence**.

A **declarative sentence** is a statement that provides information and gives facts.

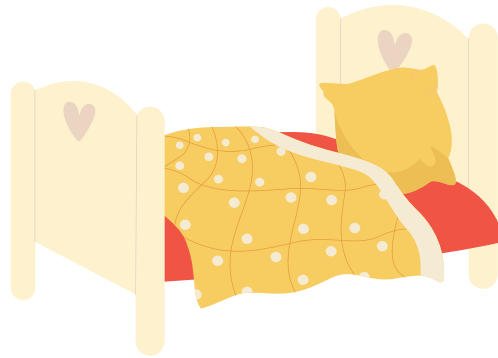
Circle the declarative sentences below.

The log is on fire!

We have a big van.

Can you see the bunny hop?

My bed has a cover.



WRITING

Copy the following sentence below to practice writing. Circle any of your list words that you see in the sentence.


“I can neither read nor write, but, by the grace of God.”
(from *Mary Jones and Her Bible*)

LESSON 5: EXCLAMATORY SENTENCES

This is your word list for today. We will be practicing writing, spelling, and reading these words throughout the lesson. Watch for the common sounds and letters you hear and see.

WORD LIST

fool	cap
art	win
jug	cup
the	pan
glad	web



ABC

SPELLING

Using your word list, unscramble the scrambled list words

tra _____

upc _____

jgu _____


pna _____

hte _____


Practice writing your list words two times each.

1. The Bible says not to be a **fool**. _____
2. Good job on your **art**! _____
3. Fill the **jug** with water. _____
4. **The** Lord loves us. _____
5. We are to be **glad**! _____
6. Put your **cap** on. _____
7. We will **win** the game. _____
8. Your **cup** is for juice. _____
9. Cook the meat in the **pan**. _____
10. The spider made the **web**. _____

Color the picture if the word is spelled correctly.



art




jugh



cup



chap



pan



GRAMMAR



Things You Need to Know

An exclamation point (!) is put at the end of an **exclamatory sentence**. An **exclamatory sentence** is a phrase that shows strong emotion and feeling.

Cross out each sentence that is **NOT** an exclamatory sentence.

You are being a fool!

The spider built a web.

Please fill the jug with water.

Your art is beautiful!



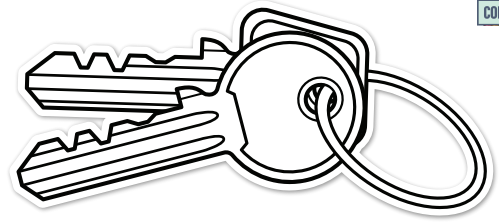
WRITING

Copy the following sentence below to practice writing. Circle any of your list words that you see in the sentence.

But Christie was so glad and so happy now, that the past seemed like a long, troubled dream. (from *Christie's Old Organ*)



Today, we're going to review your word lists from this week. Ask your parent/teacher to read each word aloud, and then write the correct spelling on the lines provided.



_____	_____	_____	_____
_____	_____	_____	_____
_____	_____	_____	_____
_____	_____	_____	_____
_____	_____	_____	_____

Circle the declarative sentences below.

the heavy log

The log is heavy.

the bunny hops

The bunny will hop.

We must give grace to others.

must give

Circle the exclamation points.

I am glad to help you!

I must be glad.

We need to win.

We will win the game!

Do you see the web?

The spider built a beautiful web!

Practice writing.

Hatred stirs up strife,
But love covers all sins.
(Proverbs 10:12)

